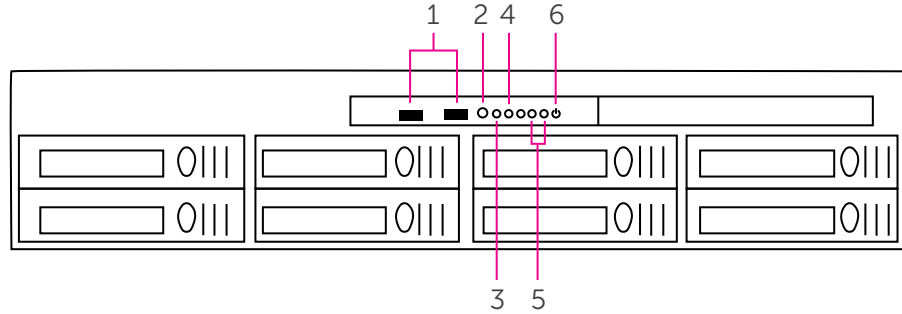


Front

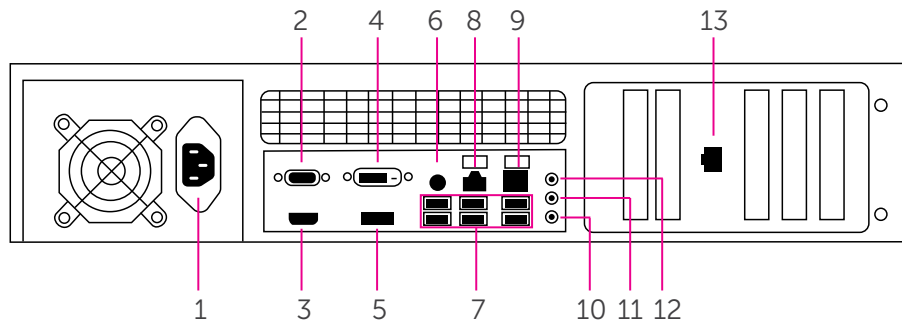
Without Cover



- | | | | |
|---|----------------------|---|--------------------|
| 1 | USB 2.0 | 4 | Power Indicator |
| 2 | Reset Button | 5 | Ethernet Indicator |
| 3 | HDD Activity Monitor | 6 | Power Button |

Back

Windows 10
Rackmount



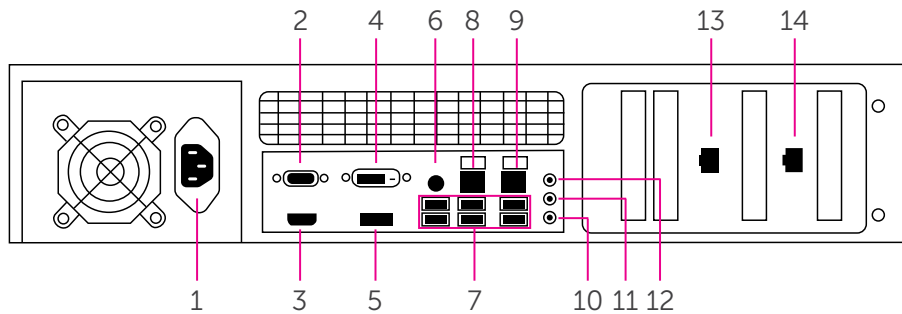
- | | | | | | |
|---|------------------|---|--|----|--|
| 1 | IEC Power Inlet | 6 | PS2 Mouse/Keyboard | 10 | Mic In |
| 2 | DB-9 Serial Port | 7 | USB 3.0 | 11 | Audio In |
| 3 | HDMI Port | 8 | RJ45 Port (Ethernet Jack) Primary LAN Network* | 12 | Audio Out |
| 4 | DVI-D Port | 9 | RJ45 Port (DO NOT USE THIS PORT) | 13 | RJ45 Port (Ethernet Jack) Camera LAN Network** |
| 5 | Display Port | | | | |

* The default IP address of this port is: 192.168.1.110

** The default IP address of this port is: 192.168.2.110

Back

Windows
Server 2016
Rackmount



- | | | | | | |
|---|------------------|---|----------------------------------|----|--|
| 1 | IEC Power Inlet | 6 | PS2 Mouse/Keyboard | 10 | Mic In |
| 2 | DB-9 Serial Port | 7 | USB 3.0 | 11 | Audio In |
| 3 | HDMI Port | 8 | RJ45 Port (DO NOT USE THIS PORT) | 12 | Audio Out |
| 4 | DVI-D Port | 9 | RJ45 Port (DO NOT USE THIS PORT) | 13 | RJ45 Port (Ethernet Jack) Primary LAN Network* |
| 5 | Display Port | | | 14 | RJ45 Port (Ethernet Jack) Camera LAN Network** |

* The default IP address of this port is: 192.168.1.110

** The default IP address of this port is: 192.168.2.110